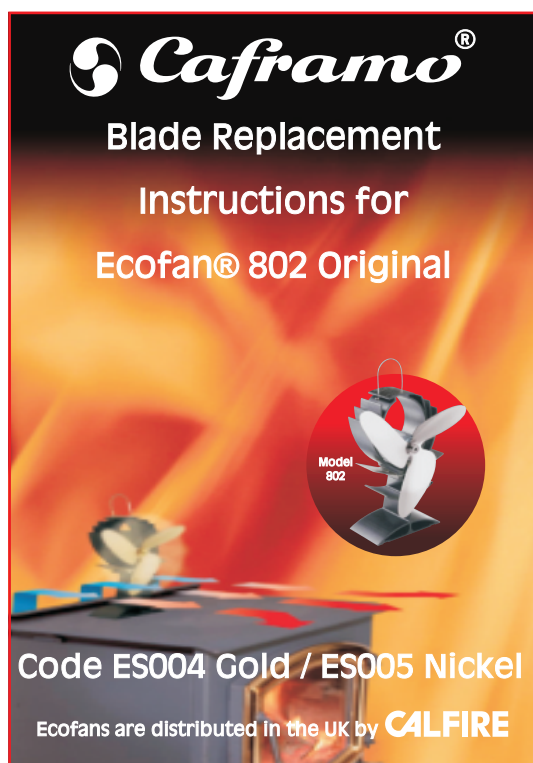


# *Blade Replacement Instructions for Ecofan® 802 Airplus*



This blade kit includes:

- 1 blade
- 1 blade grub screw (fitted)
- 1 allen/hex key
- 1 instruction sheet

You will not need any other tools.

## *Blade Kit Codes: ES004 Gold; ES005 Nickel*

For more information,  
please call CALFIRE on  
01691-772922

For more product  
information, visit the UK  
Ecofan® website at  
[www.ecofan.co.uk](http://www.ecofan.co.uk)


Thank you.



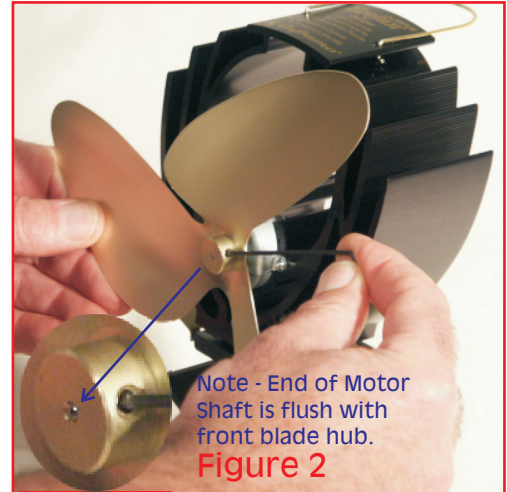
Ecofans are distributed in the UK by **CALFIRE**

**Calfire Spareline Ltd**  
Gledrid, Chirk. Wrexham LL14 5DG  
Tel: 01691 772922  
Fax: 01691 773552  
[www.ecofan.co.uk](http://www.ecofan.co.uk)

# MODEL 802 Ecofan® Airplus



1 > **See Figure 1.** Using the provided allen/hex key, remove the fan blade.



2 > **See Figure 2.** Fit the new fan blade so that the motor shaft is flush with the front of the fan blade hub. Do not press too far or the blade will rub on the motor. Tighten set screw with supplied allen/hex key.

